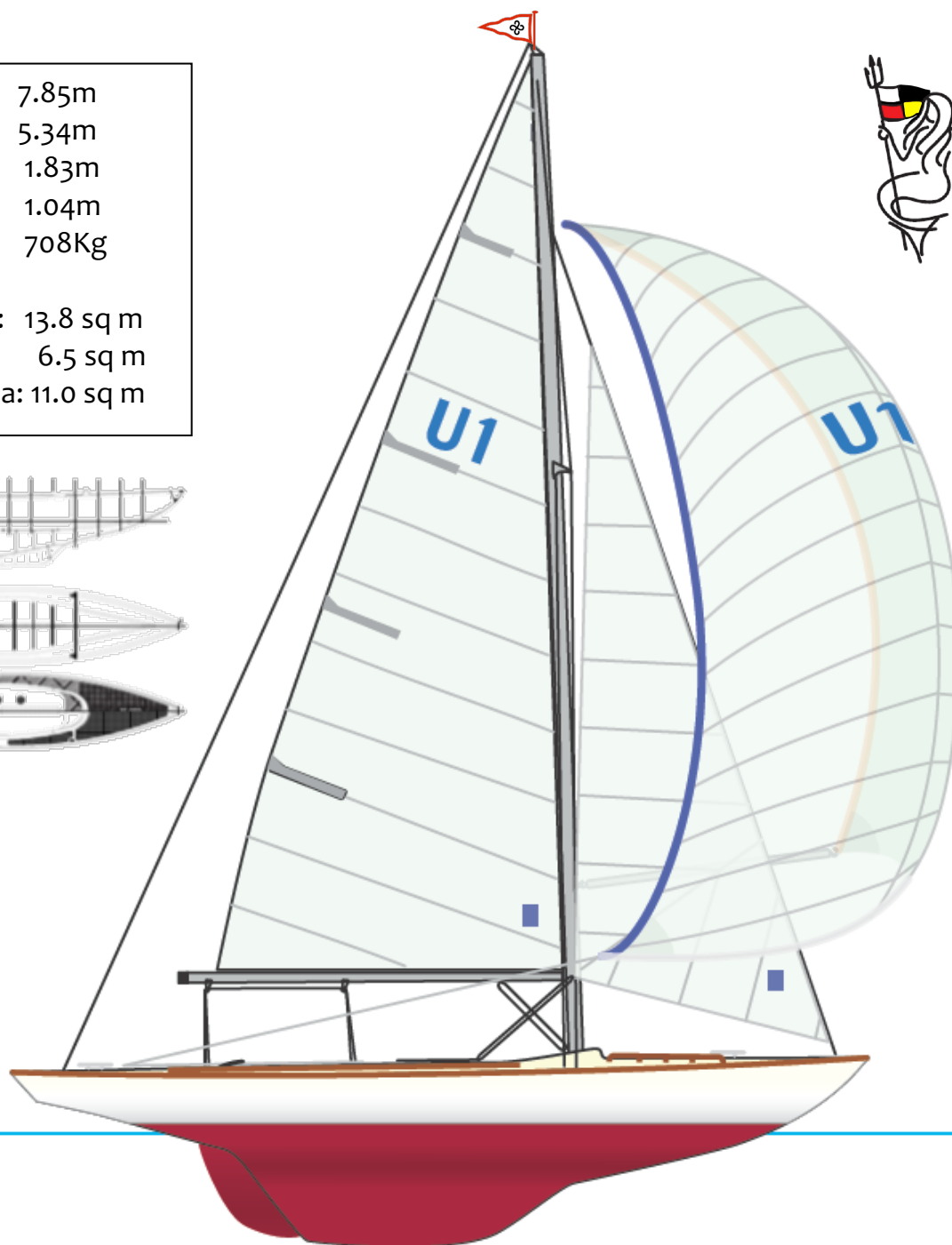
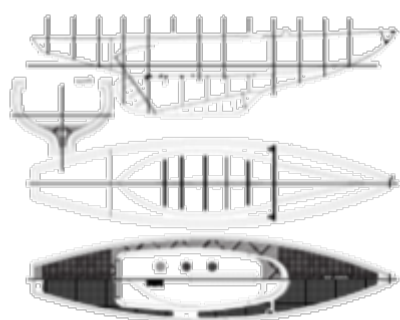




# SEAVIEW MERMAID FACT SHEET


LOA: 7.85m  
LWL: 5.34m  
Beam: 1.83m  
Draft: 1.04m  
Lead keel: 708Kg  
Sail areas:  
Main: 13.8 sq m  
Jib: 6.5 sq m  
Genoa: 11.0 sq m



**NO GENOAS** will be used when wind strength exceeds **Force 3**. This will be interpreted as a steady anemometer reading in excess of **10 Knots** or gusts in excess of **13 Knots**.

 **NO FULL-SIZED SPINNAKERS** will be used when wind strength exceeds **Force 4**. This will be interpreted as a steady anemometer reading in excess of **13 Knots** or gusts in excess of **16 Knots**. Training spinnakers continue to be allowed.

 **REEFED MAINSAILS** will be used when wind strength exceeds **Force 4 to 5**. This will be interpreted as a steady anemometer reading in excess of **16 Knots** or gusts in excess of **21 Knots**.

 **NO SAILING** when wind strength exceeds **Force 6**. This will be interpreted as a steady anemometer reading in excess of **25 Knots** or gusts in excess of **30 Knots**. There will also be no sailing when the sea state makes it unsafe for use of the Club Slipway or RIB to Mermaid transfers on the moorings.